

The Good, The Bad and The Orals

COPE# 85534-PH

Walter O. Whitley, OD, MBA, FFAO
 Director of Optometric Services
 Virginia Eye Consultants
 Regional Medical Director - Mid-Atlantic
 Eyecare Partners, LLC

1

Disclosures - Walter O. Whitley, OD, MBA, FFAO has received consulting fees, honorarium or research funding from:

- Alcon: Advisory Board, Consultant, Speaker
- Aldeyra: Consultant
- Allergan: Advisory Board, Consultant, Speaker
- Apellis: Consultant
- Bausch and Lomb: Advisory Board, Speaker
- Bruder: Advisory Board
- Dompe: Consultant, Speaker
- Eyenovia: Consultant
- Heru: Consultant, Research
- Iveric Bio: Consultant
- Mediprint Pharma: Consultant
- Novaliq: Advisory Board
- Novartis: Consultant
- Oyster Point: Advisory Board, Speaker
- Regener-Eyes: Consultant
- Science Based Health: Advisory Board, Speaker
- Sun Pharmaceuticals: Speaker
- Tarsus Pharmaceuticals: Advisory Board, Consultant
- Thea Pharmaceuticals: Advisory Board, Consultant
- Visus Pharmaceuticals: Advisory Board

2

Prescribing Considerations

- Indications
- Brand vs. generics
- Does the insurance cover prescriptions?
- Costs of medications
- Compliance

3

Patient Assistance Programs

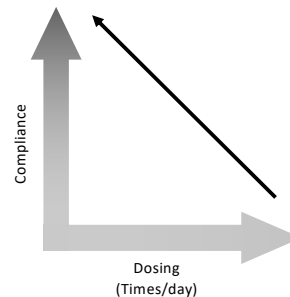
- www.myalcon.com
- www.allergan.com
- www.bausch.com
- www.tarsusrx.com
- www.rxhope.com
- www.RxOutreach.org
- www.NeedyMeds.org
- www.pparx.org
- www.goodrx.com

4

Barriers to Adherence

5

Patient Compliance and Dosing



- Literature review of 76 studies show
 - Compliance increases with decreased dosage regimen and complexity¹
 - 79% compliance with QD regimen vs 51% for QID regimens (p=0.001)¹
 - Simpler, less-frequent dosing results in better compliance in a variety of therapeutic classes¹

1. Claxton et al. *Clinical Therapeutics*. 2001; 23:1296-1310.

6

FDA | BeSafeRx
Know Your Online Pharmacy

- Know the Risks**
Learn the dangers of buying from a fake online pharmacy
- Know the Signs**
Identify the signs of a fake online pharmacy
- Know Your Online Pharmacy**
Find a safe online pharmacy

7

Prescription Considerations

- Review medical history
 - Renal function
 - Liver function
- Review current medications
- Side effect vs. true allergies
- Pregnant or nursing
- Rx for children

8

Prescribing for Women

- Certain medications are OK in pregnancy
- Breast feeding
- Consult OB-GYN if necessary

9

FDA Labeling

Prescription Drug Labeling Sections 8.1 – 8.3 USE IN SPECIFIC POPULATIONS

CURRENT LABELING	NEW LABELING (effective June 30, 2015)
8.1 Pregnancy	8.1 Pregnancy includes Labor and Delivery
8.2 Labor and Delivery	8.2 Lactation includes Nursing Mothers
8.3 Nursing Mothers	NEW 8.3 Females and Males of Reproductive Potential

<http://www.fda.gov/Drugs/DevelopmentApprovalProcess/DevelopmentResources/Labeling/ucm093307.htm>

10

So What Can Be Used During Pregnancy?

<ul style="list-style-type: none"> • Antibiotics <ul style="list-style-type: none"> • Amoxicillin • Amoxicillin/clavulanate • Azithromycin • Erythromycin • Antivirals <ul style="list-style-type: none"> • Acyclovir • Valacyclovir • Anti-inflammatory <ul style="list-style-type: none"> • Prednisone 	<ul style="list-style-type: none"> • Analgesics <ul style="list-style-type: none"> • Acetaminophen • Ibuprofen • Tylenol #3 • Vicodin • Allergy <ul style="list-style-type: none"> • Diphenhydramine • Loratadine
---	---

11

What About Topical Medications During Pregnancy?

- Category B
 - Antibiotics – tobramycin
 - Allergy – alcaftadine
 - Glaucoma - brimonidine
- Category C
 - Allergy - olopatadine
 - Anti-inflammatory – steroids, cyclosporine
 - Anti-viral – ganciclovir, trifluridine

12

Prescribing Considerations for Kids

1. Know the age
2. Know the weight >88lbs
3. Look up the dosage
 - mg/kg/day
4. Be good at math
 - Or call the pharmacist
5. Avoid
 - Tetracyclines
 - Fluoroquinolones



13

Math is Fun!

- Augmentin 20-40 mg/kg/day po in 3 doses
- Convert pounds to kg
 - 50 lbs / 2.2 lbs = 23kg
- Multiply kg by dosage to get DAILY dose mg
 - 23kg * 20 mg/kg = 460 mg
- Daily dose divided by number of doses per day
 - 460 mg / 3 = 150 mg po tid



14

Prescribing for Children

- Clarks rule
 - Adult Dose X (Weight ÷ 150) = Child's Dose
- Example
 - 9 year old girl 50 lbs
 - 500mg X (50 ÷ 150) = Child's Dose
 - 500mg X .33 = 165mg
 - Child's Dose = 165mg
- Rx: 175 mg po tid

15

Clinical References/Apps

Epocrates

GoodRx

Eye Handbook

16

Case #1

- 34 YOWF presents with pain and swelling OD lid and right side of face. Started about 4 days ago suddenly and not getting better. Started amoxicillin/clavulanate 1 PO BID 2 days prior. She is 20 wks pregnant and can only take Tylenol for pain. Had a similar episode a couple years prior which resolved.
- Oc Hx: Epiphora OD
- Med Hx: 20 weeks pregnant / unremarkable
- Allergies: NKMA

17

Examination

- BCVA:
 - OD 20/25
 - OS 20/20
- Neg APD
- CVF/EOMs – Full OU

18

What is Our Likely Diagnosis?

- 1) Chalazion
- 2) Acquired NLD stenosis
- 3) Dacryoadenitis
- 4) Preseptal cellulitis
- 5) Does it really matter???

19

Which Antibiotic Would You Choose?

- 1) Change to ciprofloxacin 500mg BID PO
- 2) Erythromycin ointment BID OD
- 3) Continue amoxicillin/clavulanate 875 mg BID po
- 4) Change to azithromycin as directed
- 5) Does it really matter???

So what did we do???
We lanced it and kept on amoxicillin/clavulanate and Scheduled DCR

20

Amoxicillin / clavulanate

- Penicillinase-resistant penicillin
- Disrupts the synthesis of peptidoglycan in bacterial cell walls
- Bactericidal
- 500 mg TID or 875 mg, 1000mg BID for one week
- Can be used in kids and pregnancy category B
- Side Effects/Contraindications:
 - Cannot be taken if penicillin allergy
 - GI upset
 - Liver injury

21

Fluconazole

- Effective against candidiasis, cryptococcal meningitis
- Interferes with fungal cytochrome P450 activity (lanosterol14- α -demethylase) decreasing ergosterol synthesis
- Pregnancy Category C
- 150 mg as a single oral dose
- Side effect
 - Headache

22

Eyelid / Conjunctival Cultures

- Eyelid
 - Moisten swab, rub along the lid margins
- Conjunctiva
 - Inferior palpebral conjunctiva
- Inoculate solid media plates
- Culture
 - Calcium alginate swab
 - Cotton-tipped applicator
 - Transport medium

23

Example of Culture Report

- Hold for:
 - Bacteria 1 week
 - Viral 2 weeks
 - Fungal 1 month
- Test for all sensitivities

The image shows a laboratory culture report form with various fields for patient and specimen information. A prominent circular stamp with the initials 'MASH' is located on the right side of the form.

24

Treatments for MRSA

- 100% to vancomycin¹
- 97.7% to sulfisoxazole¹
- 95% to Polytrim²
- 93.2% were sensitive to tetracycline¹
- 63.6% were sensitive to bacitracin¹
- 14.8% of MRSA isolates were sensitive to ciprofloxacin and erythromycin¹
- Besifloxacin has been reported to be effective

1. Freidlin J, Acharya N, Lietman TM, et al. Spectrum of eye disease caused by methicillin-resistant staphylococcus aureus. Am J Ophthalmol. 2007 Aug;144(2):313-5

2. Abell PA, Colby KA, Deng S, et al. Ocular TRUST: nationwide antimicrobial susceptibility patterns in ocular isolates. Am J Ophthalmol. 2008 Jun;145(6):951-58.

25

Trimethoprim/sulfamethoxazole

- Trimethoprim: Inhibits dihydrofolate reductase, thereby blocking production of tetrahydrofolic acid from dihydrofolic acid
- Sulfamethoxazole: Inhibits bacterial synthesis of dihydrofolic acid by competing with para-aminobenzoic acid
- 80mg/400mg or 160mg/800mg
- Pregnancy Category C
- Effective against MRSA
- Side Effects
 - Nausea, vomiting, loss of appetite
 - Mild itching or rash
 - Neurological abnormalities / hyperkalemia / renal complications
 - Steven Johnson's Syndrome

26

You've Got to be Kidding Me!

- 27yowm presents with red, painful, blurry VA OS. Started 10 days ago after returning from a trip to Italy. Taking 500mg Naprosyn for HA.
- Health – Unremarkable
- Vasx: OD 20/20-3 OS 20/25-3 with NI
- IOP: 9 / 10
- SLE:
 - OD Mild limbal flush / 1+ Cells
 - OS 2+ Inj / 2+ Cells

27

What is Your Treatment?

- Prednisolone acetate 1% vs. difluprednate 0.05% vs. loteprednol etabonate .5%
- Homatropine 5% vs. Scopolamine 0.25% vs. Atropine 1%
- Would you consider lab testing?
- Would you prescribe an oral medication?

28

Case #3


- Acute, bilateral non-granulomatous, anterior uveitis OU
- Cause???
- Treatment
 - Difluprednate qid OD, q2h OS
 - Cyclopentolate 2% TID OU

29

Pulse Therapy

- QID to Q 1 Hour for 7 to 10 Days
- Zero Tolerance for AC Cells
- Avoids Surface Toxicity
- Quick & Dirty
- Hit It Hard and Fast: Aggressive

30



31

Screening Tests for Syphilis

- Venereal Disease Research Lab (VDRL)
 - VDRL may become non-reactive in latent syphilis or after successful treatment
 - False positives may occur in:
 - Pregnancy
 - Infectious mononucleosis
 - Systemic lupus erythematosus
- Rapid Plasma Reagin (RPR)
 - Alternative to VDRL

32

Fluorescent Treponemal Antibody Absorption (FTA-ABS)

- Detects specific antibodies against T pallidum
- Confirms diagnosis of syphilis
 - More specific than VDRL
 - More sensitive in primary syphilis
- Test may remain positive for life
- Reactive:
 - Primary syphilis 95%
 - Secondary 100%
 - Late latent 100%
 - Tertiary 96%
 - False positives may occur in pregnancy and SLE

33

Syphilis

- STD caused by T pallidum / great imitator / any tissue and organ
- Sexually active / multiple partners
- Systemic Sx – Depends on stage – primary painless ulcer / secondary skin rash palms, soles, trunk / tertiary neurosyphilis
- All types of ocular inflammation
- Labs
 - VDRL / RPR
 - FTA – ABS
 - ESR elevated
- Tx – penicillin therapy
- Good prognosis if treated early

34

So He Has an Allergy to PCN?

- Augenbraun M, Workowski K. Ceftriaxone therapy for syphilis: report from the emerging infections network. Clin Infect Dis. 1999 Nov. 29(5):1337-8
 - Tetracycline, erythromycin, and ceftriaxone have shown antitreponemal activity in clinical trial

35

Doxycycline

- Inhibits bacterial protein synthesis
- Cannot be used for kids <8 and pregnancy/nursing
 - Category D
- Anti-infective dose: 100 mg BID for 10 days
- Anti-inflammatory dose: 50 mg BID for one month then qd 1-3 months
- Side effects/Contraindications:
 - GI upset: caution patient to take this with food
 - Photosensitivity
 - Pseudotumor cerebri

36

Azithromycin

- Inhibit bacterial protein synthesis
- Z pak: 500 mg Day 1, 250 mg Day 2-5 or 1g dose
- Pregnancy Category B
- Side Effects/Contraindications:
 - GI upset
 - Headache
 - Rash
 - May worsen myasthenia gravis symptoms
 - Kidney or liver dysfunction
- Consider risk of fatal heart rhythms

37

MGD: Azithromycin vs. Doxy

- Purpose: To assess the efficacy and safety of oral azithromycin compared with oral doxycycline in patients with meibomian gland dysfunction (MGD) who had failed to respond to prior conservative management.
- Conclusion: Although both oral azithromycin and doxycycline improved the symptoms of MGD, 5-day oral azithromycin is recommended for its better effect on improving the signs, better overall clinical response and shorter duration of treatment

Kashkoui et. Al. Oral azithromycin versus doxycycline in meibomian gland dysfunction: a randomised double-masked open-label clinical trial. Br J Ophthalmol. 2015 Feb;99(2):199-204.

38

MGD: Azithromycin vs. Doxy

- Satitpitakul V, Ratanawongphaibul K, Kasetsuwan N, Reinprayoon U. Efficacy of azithromycin 1.5% eyedrops vs oral doxycycline in meibomian gland dysfunction: a randomized trial. Graefes Arch Clin Exp Ophthalmol. 2019 Jun;257(6):1289-1294.
- Upaphong P, Tangmonkongvoragul C, Phinyo P. Pulsed Oral Azithromycin vs 6-Week Oral Doxycycline for Moderate to Severe Meibomian Gland Dysfunction: A Randomized Clinical Trial. JAMA Ophthalmol. 2023 May 1;141(5):423-429.

39

Ocular Uses for Antibiotics

- Bacterial keratitis
- Canaliculitis
- Chalazion/Hordeolum
- Chlamydia
- Dacryocystitis
- Dacryoadenitis
- Lyme disease
- Eyelid lacerations
- Ocular surface disease
- Orbital blow-out fracture
- Preseptal cellulitis

40

Oral Antibiotics

- Is an oral antibiotic truly needed?
- Coverage
- Check allergy information
- Consider generics
- Take full course of therapy

41

Blowout Fracture

- Check VA
- Base and medial walls of orbit are very thin
- Does not need to be a major trauma
- Look for trapped EOMs
- Sunken eye
- Infraorbital hypoesthesia
- Diplopia
- Pain on eye movement
- Nausea

42

Repair?

- Within 2 weeks
 - Symptomatic diplopia within 30° of primary gaze
 - Muscle entrapment (prevent ischemia and necrosis)
 - Fracture greater than 50% of orbit floor
 - Displaced orbital rim fracture
 - > 2mm of enophthalmos
 - Significant hypo-ophthalmos
- Monitor
 - Diplopia outside central 30°
 - Modest isolated fractures
 - Improvement over first 2 weeks

43

Orbital Trauma in Children

- Trap door orbital floor fractures are very common
 - More elastic orbits
 - More common to get muscle entrapment
- Evaluation for repair typically in 5-7 days

44

Cephalexin

- First generation cephalosporin
- Caution in those with PCN allergy
- Disrupts the synthesis of peptidoglycan in bacterial cell walls
- Bactericidal but less susceptible to penicillinase
- Pregnancy Category B
- 500 mg BID for one week
- 5-10% cross-sensitivity with PCN
- Side Effects/Contraindications:
 - Renal dysfunction
 - GI disease

45

Abx Cross-sensitivity Reactions

- The overall cross-reactivity rate is approximately 1% when using first-generation cephalosporins or cephalosporins with similar R1 side chains
- For penicillin-allergic patients, the use of third- or fourth-generation cephalosporins or cephalosporins with dissimilar side chains than the offending penicillin carries a negligible risk of cross allergy

Campagna, J.D. et. Al. The use of cephalosporins in penicillin-allergic patients: a literature review. J Emerg Med. 2012 May;42(5):612-20

46

Weekend Call

- 64 yowm c/o decreased VA OS, watery eye, no pain
- Hit head on corner of the bed last night
- Went to sleep hoping it gets better
- Used ATs for relief
- Ocular Hx: Cataract surgery OU, PKP OS 2005

47

Levofloxacin

- Broad spectrum antibiotic
- Can be used in patients with PCN allergy
- Not to be used in children, pregnancy, nursing
- Dosage: 500 mg qd for one week
- Warnings:
 - Tendinitis and tendon rupture
 - Increase risk of RD?
 - Peripheral neuropathy

48

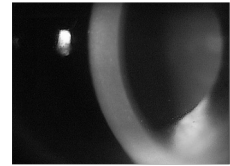
Spider Bite

- 63YOWM Referred by PCP for sudden decrease VA OD and swelling of eyelids OD>OS for 1 week
 - Pressure from forehead to cheek
 - Worse in evenings
 - Mild seasonal allergies
 - Some tearing and redness OD
- Bitten 3 weeks ago on top of the head while working in the yard which become swollen that evening
- Went to PCP and given oral ABX which finished yesterday

49

Examination

- Non-healing scab on R forehead
- Conjunctiva: 2+ injection OD
- Cornea: 2+SPK, 2+ MCE, 1+ KPs, No dendrites OD
- AC: 2+ Cells OD
- Lens: 2+ NS OD / 1+NS OS
- IOP: 31/13



50

Diagnosis???

- Considerations
 - PCP told him he had an infection not shingles
 - Episode started 3 weeks prior
- Treatment
 - Valacyclovir 1000mg TID po
 - Difluprednate QID OD
 - Timolol 0.5% QAM OD
 - F/u 1 week

51

Herpes Varicella-Zoster Virus

- Primary infections: Chicken pox
 - Remains latent in dorsal root or other sensory ganglia after primary infection
 - May lie dormant for years to decades
- Later infections: Shingles
 - Virus specific cell-mediated immune responses decline
 - Localized cutaneous rash erupting in a single dermatome
 - HZO accounts for 10-25% of all cases of shingles

52

Herpes Zoster Ophthalmicus

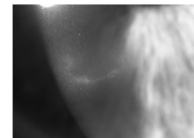
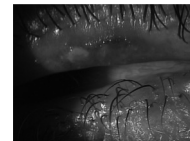
- 90% of U.S. population infected with VZV by adolescence
- 100% of U.S. population by 60 years of age
- 1.5-3.4 cases per 1,000 individuals

<http://emedicine.medscape.com/article/783223-overview#aw2aab6b4>

53

Herpes Zoster Ophthalmicus

- Conjunctivitis
- Scleritis
- Pseudodendrites
- Keratic precipitates
- Iritis
- Synechiae
- Neurotrophic keratitis
- Elevated IOP
- Potential vascular occlusion
- Nerve palsies
- Glaucoma (longer-term)



54

HZO: Signs and Symptoms

- Prodromal phase: fatigue, malaise, low-grade fever
- Unilateral rash over the forehead, upper eyelid, and nose
 - 60% of patient have dermatomal pain prior to rash
 - Erythematous macules to papules to vesicles to pustules to crusts
 - Other symptoms: eye pain, conjunctivitis, tearing, decrease VA, eyelid rash
 - Hutchinson's sign
- Post-herpetic neuralgia: >12 months for 50%

55


HZO: Treatment

- Local wound care
- Analgesia
- Antivirals
 - Valtrex 1g TID
- Antibiotics??
- Oral corticosteroids
- Post-herpetic neuralgia
 - Tricyclic antidepressants
 - Topical capsaicin ung
 - Gabapentin

56

Case Example

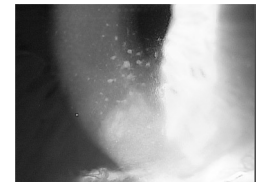
- Two week f/u – Finished Zylet with No Improvement
- K – Microcysts in affected area, (-) stain
- IOP – 40 mmHg
- Referred for second opinion



57

Case Example

- No change in SLE
- IOP improved to 32 mm Hg
- Dx: HSV Iridocyclitis OD
- Tx:
 - Valacyclovir 500 mg tid
 - Loteprednol x qid
 - Timolol 0.5% bid



58

Oral Antivirals

- Inhibit viral DNA polymerase without inhibiting normal cellular activity
- Works best if treatment initiated within 72 hours
- Pregnancy category B
- Caution in patients with renal disease

Antiviral Drug	HSV	HZO
Acyclovir	400 mg 5x/day for 1 week	800 mg 5x/day for 1 week
Valacyclovir	500 mg TID for 1 week	1000 mg TID for 1 week
Famciclovir	250 mg TID for 1 week	500 mg TID for 1 week

59

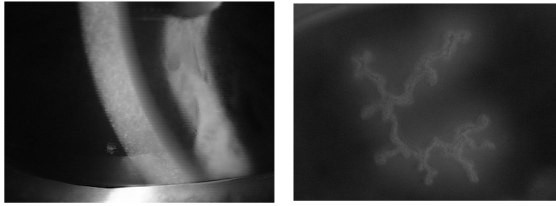
Vaccines for HZO – Shingrix (GSK)

- Vaccine indicated for prevention of herpes zoster (shingles) in adults aged 50 years and older
- 2 IM doses (0.5 mL each) at 0 and 2 to 6 months
- Reduced risk of developing HZ from 85 – 97%
- Efficacy against PHN 85.5%

Data available from Shingrix PI

60

Orals for Simplex???



61

Herpetic Eye Disease Study I

- Herpes Stromal Keratitis, Not on Steroid Trial
 - Pred Phosphate faster resolution and fewer treatment failures
 - Delaying treatment did not affect outcome
- Herpes Stromal Keratitis, on Steroid Treatment
 - No apparent benefit in the addition of oral acyclovir to the treatment of topical corticosteroid and topical antiviral
- **HSV Iridocyclitis, Receiving Topical Steroids**
 - **Trend in the results suggests benefit in adding oral acyclovir**

62

Herpetic Eye Disease Study II

- HSV Epithelial Keratitis Trial
 - No benefit from oral ACV with topical trifluridine in preventing the development of stromal keratitis / iritis
- **Acyclovir Prevention Trial**
 - **Reduced by 41% the probability of recurrence**
 - **50% reduction in the rate of return of the more severe form**
- Ocular HSV Recurrence Factor Study
 - No results available

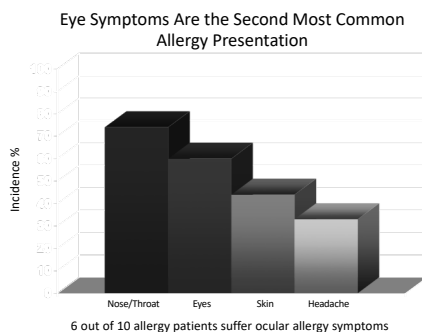
63

Herpes and Bell's Palsy

- HSV or HZV has been shown to cause Bell's Facial Nerve Palsy
- Main concern is dry eye secondary to poor lid function

64

Incidence of Allergic Symptoms



The 1999 Gallup Study of Allergies and Allergic Symptoms Affecting the Nose, Throat, Eyes, and Skin

65

Oral Antihistamines

- Central acting antihistamines
 - Benadryl (diphenhydramine)
 - Chlortrimeton
- Peripherally acting antihistamines
 - Selective peripheral histamine H1 receptor blockade
 - Less CNS and anticholinergic effects
 - Less sedating but also less effective
 - With / without a decongestant

66

Common OTC Allergy Meds

- Inhibits action of histamine by blocking H1 receptors preventing symptoms of allergy
 - Cetirizine (Zyrtec) 5 or 10mg qd
 - Desloratadine (Clarinet) 5mg qd
 - Fexofenadine (Allegra) 60mg bid; 180mg qd
 - Loratidine (Claritin) 10 mg qd
- Pregnancy category C
- Side Effects/Contraindications:
 - Hypersensitivity reactions
 - Dry mouth
 - Headache
 - Nervousness

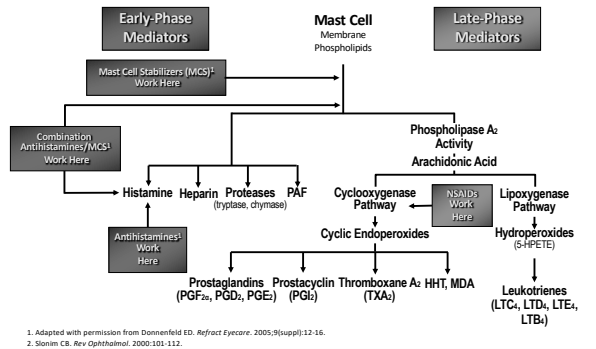
67

Diphenhydramine

- Temporarily relieves these symptoms due to hay fever or other upper respiratory allergies
 - Runny nose
 - Sneezing
 - Itchy, watery eyes
 - Itching of the nose or throat
- Pregnancy Category B
- 25-50 mg q6-8 hours
- Side effects
 - Blurred VA, Diplopia
 - CNS depression / somnolence

68

Most Prescription Treatment Options Have a Limited Effect on the Inflammatory Cascade



1. Adapted with permission from Donnemfield ED. Refract Eyecare. 2005;9(suppl):12-16.
2. Sloanin CB. Rev Ophthalmol. 2000;101:112.

69

Montelukast sodium

- Leukotriene receptor antagonist
- Indications:
 - Prophylaxis and chronic treatment for asthma
 - Acute prevention of exercise-induced bronchoconstriction
 - Relief of symptoms of allergic rhinitis
- 10 mg tablet qd
- Side effects
 - Behavior or mood changes, URI, fever, headache, sore throat, cough, stomach pain, diarrhea, ear ache or ear infection, flu, runny nose, and sinus infection

70

Oral Medications for Dry Eye

- Nutritional supplements
 - 1,000 mg BID of Omega-3 Fish Oil
- Lovaza (Rx fish oils)
 - 4g per day po
 - Indicated as an adjunct to diet to reduce triglyceride levels in adult patients with severe hypertriglyceridemia
- Oral pilocarpine
 - Salagen®: 5 mg qid for dry mouth
 - Evxac®: 30 mg tid for dry mouth

71

SBH ScienceBased Health®

Long-term Treatment with Nutritional Supplements Containing Gamma Linolenic Acid and Omega 3 Fatty acids Improve Moderate to Severe Keratoconjunctivitis Sicca

John D. Sheppard, Jr.^{1,2}, Stephen C. Pflugfelder^{3,4}, Rishi Singh⁵, Andrew J. McClellan⁶, Mitchell P. Weikert⁷, Stephen V. Scoper⁸, Thomas J. Jolly⁹, Deyna M. Lago¹⁰, Walter G. Whitby¹¹, Bita Kakani¹², Mark Enoch¹³

¹Ophthalmology, Eastern Virginia Medical Sch, Norfolk, VA; ²Ophthalmic/Ocular Surf. Cr. Refract. Eye Institute, Ophthalmology, Baylor College of Medicine, Houston, TX; ³Virginia Eye Consultants, Norfolk, VA

Introduction

- Patients with mild, moderate or severe dry eye continue to require ongoing therapeutic interventions.
- Patients with poor TOSIT (low tear break up time), and increased tear evaporation (increased tear osmolarity, increased pH) and increased tear evaporation.
- Nutritional supplementation, particularly gamma linolenic acid (GLA) and omega 3 fatty acids have been used for 6 months with excellent results in patients with moderate to severe keratoconjunctivitis sicca.
- In this study, the efficacy of a nutritional supplement containing GLA and omega 3 fatty acids was tested for 6 months in patients with moderate to severe keratoconjunctivitis sicca.

Methods

- This interventional, double-blind, placebo-controlled, prospective clinical trial was conducted in an office with a dry eye clinic.
- A total of 20 moderate to severe dry eye patients were randomized to either the active or placebo group. Subjects were included if they had a TOSIT of ≤ 10 seconds.
- Calcium magnesium citrate was used as a placebo and was identical to the GLA and omega 3 fatty acid supplement.
- Primary endpoints were OSDI scores (self-reported symptoms) and tear osmolarity (tear evaporation) over the 6-month study period.
- Secondary endpoints were frequency of artificial tear usage, lipid content of the tear film, and patient satisfaction with the degree of improvement.
- Clinical safety data for both the active and placebo groups were monitored throughout the study. All adverse events were reported to the sponsor and the study physician.
- All patients were followed up for 6 months post-treatment.
- All patients were followed up for 6 months post-treatment.
- All patients were followed up for 6 months post-treatment.

HydroEye® Supplement Composition

Ingredient	Amount
Gamma Linolenic Acid (GLA)	1000 mg
Omega 3 Fatty Acids	1000 mg
Calcium Magnesium Citrate	1000 mg
Other Ingredients	1000 mg

Abstract

After week 24, there were no significant changes in TOSIT or tear evaporation. However, there was a significant improvement in OSDI scores and symptoms of dry eye. The study also demonstrated that the active group had significantly lower tear osmolarity and higher lipid content of the tear film compared to the placebo group.

Conclusions

Long-term treatment with nutritional supplements containing GLA and omega 3 fatty acids significantly improved moderate to severe keratoconjunctivitis sicca. The study also demonstrated that the active group had significantly lower tear osmolarity and higher lipid content of the tear film compared to the placebo group.

Primary Outcome Measures

- Significant improvement in self-reported patient assessments as well as reduced levels of inflammatory biomarkers indicate that targeted nutritional supplementation over time improves the signs and symptoms of keratoconjunctivitis sicca in post-menopausal women.

Secondary Outcome Measures

- Secondary outcome measures evaluated in this study were unimpaired during the course of the treatment.
- In this study, a specifically formulated and nutritional preparation for the treatment of dry eye was shown to be beneficial in this patient population.

Clinical Trial Registration NCT00788888. www.clinicaltrials.gov


72

Effect of Oral Re-Esterified Omega-3 Nutritional Supplementation on Dry-Eye Disease: Double-Masked Randomized Placebo-Controlled Study

- 105 patients with dry eye disease
 - Four capsules (2 gm) once a day containing 1680mg EPA and 560mg DHA (PRN Dry Eye Omega Benefits) for 3 months or four capsules of placebo.
 - All patients underwent a screening, baseline, 6 week and 12 weeks visit.
 - On each visit patients were tested for tear osmolarity, MMP-9, fluorescein corneal staining, Schirmer's testing, and OSDI. On the screening exam and week 12 evaluation patients had their omega index tested.
- This study demonstrated that oral consumption of re-esterified omega-3 fatty acids (1680 mg EPA and 560 mg DHA once daily for 12 weeks) is an effective treatment of dry eye disease and results in a statistically significant improvement in tear osmolarity, OSDI, tear break up time and omega index levels.

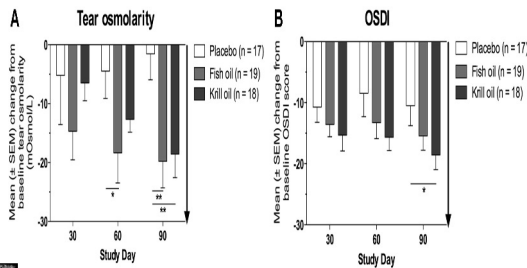
Donnenfeld ED, Holland, EJ, Bucchi FA, et al.

73



74

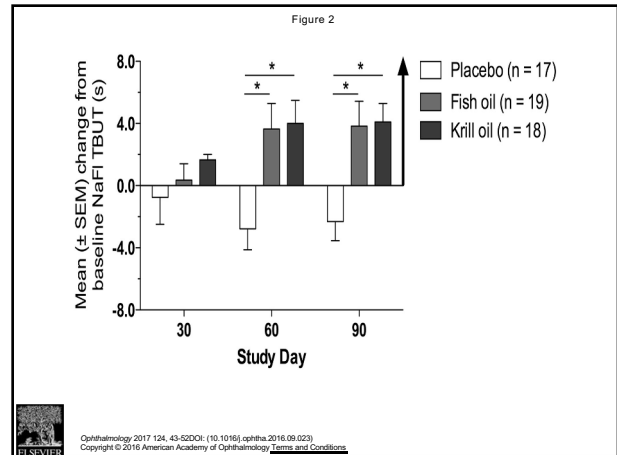
A Randomized, Double-Masked, Placebo-Controlled Clinical Trial of Two Forms of Omega-3 Supplements for Treating Dry Eye Disease



Ophthalmology 2017; 124: 43-52 DOI: 10.1016/j.ophtha.2016.09.023
Copyright © 2016 American Academy of Ophthalmology Terms and Conditions

Deinema, LA, Algis, JV, Chinn, YW. Ophthalmology Volume 124, Issue 1, Pages 43-52 (January 2017)

75



76

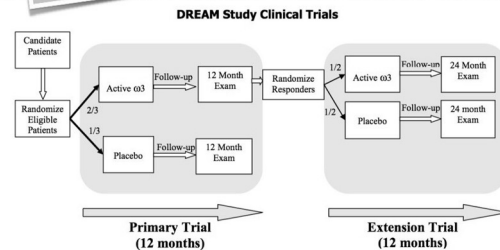
Dream Study

Multi-site
579 patients
2 years
ω3 2000mg EPA, 1000mg DHA/day
Placebo

Slides Courtesy of Milton Hom, OD, FAAO

77

Dream Study



Slide Courtesy of Milton Hom, OD, FAAO

78

Results

- No significant difference between fish / olive oil groups
- However, **both groups** improved significantly in primary endpoint of symptoms (plus secondary endpoints of corneal / conj staining, TBUT)
- Olive oil may not have been best choice for study
- There's been much confusion over findings

79

What does this mean to clinicians?

- We should all make effort to educate ourselves on research – headlines often get it wrong
- Fish oil may be beneficial, but may not be the only option we should consider
- Other omegas (e.g. GLA), and nutrients have clinical evidence in OSD, weren't examined in DREAM

80

Can daily supplementation with marine ω -3 fatty acids prevent the development of dry eye disease (DED)?

- **Findings** In this randomized clinical trial of 23,523 US adults who at study entry were free of a previous diagnosis of DED and were not experiencing severe dry eye symptoms, daily supplementation with 1 g of marine ω -3 fatty acids for a median (range) 5.3 (3.8-6.1) years had no significant effect on the incidence of diagnosed DED or reported DED symptoms.
- **Meaning** The results do not support recommending marine ω -3 fatty acid supplementation to reduce the incidence of DED.

81

Case #5

- 38 year old, African American, Female presents with red, painful, and photophobic OS
- Started 3 weeks ago / similar episode 10 years ago
- Tried dexamethasone 0.1% but no relief
- BCVA OD 20/25 OS 20/20
- IOP: 17 mmHg

82

Differentials

- Conjunctivitis
- Episcleritis
- Scleritis
- Uveitis



83

When Should Lab Tests Be Ordered?

- Bilateral cases
- Atypical age group
- Recurrent uveitis
- Scleritis
- Recalcitrant cases
- Hyperacute cases
- Worsens with tapering
- VA worsens
- Immunosuppressed

84

Treatment for Scleritis

- NSAIDS
- Systemic steroids
- Immunosuppressive therapy
- Topical steroids???

85

Ibuprofen

- Analgesic, antipyretic, anti-inflammatory properties
- Suppresses inflammatory cascade by inhibiting COX pathway
- Pregnancy Category
 - C – Prior to 30 weeks gestation
 - D – After 30 weeks gestation
- OTC 200 mg tablets/capsules
- Analgesic dosage - 1,200 mg / day
- Anti-inflammatory dosage – 3,200 mg / day
- Generics available

86

Oral Anti-inflammatory Indications

- Allergic reaction
- Uveitis
- Scleritis
- AION
- Optic neuritis
- Orbital pseudotumor
- Herpes zoster
- Contact dermatitis
- Episcleritis

87

82 yowf Sudden Loss of VA OD

- | | |
|--|---|
| <ul style="list-style-type: none"> • Ocular history: <ul style="list-style-type: none"> • Primary open angle glaucoma OU • Epithelial basement membrane dystrophy OU • Pseudophakia OU • Early Dry ARMD OU | <ul style="list-style-type: none"> • Medical history: <ul style="list-style-type: none"> • Arthritis • Hypertension • High Cholesterol • Peripheral Neuropathy • Restless leg Syndrome • GERD |
|--|---|

88

- Ocular Medication
 - Combigan BID OS
 - Travatan Z QHS OU

- Systemic Medication
 - Crestor 5mg
 - Amlodipine-Benazepril 5/10mg
 - Pramipexole 0.125mg
 - Tramadol HCL
 - Nexium 40mg
 - Lidoderm patch
 - Gabapentin 300mg
 - Celebrex 200mg
 - Iron supplement
 - Krill oil supplement

89

Case Example

- | | |
|---|--|
| <ul style="list-style-type: none"> • VAcc: <ul style="list-style-type: none"> • OD: LP • OS: 20/50 +2 • Pupils <ul style="list-style-type: none"> • OD: 1+ APD • OS: round and reactive • EOM <ul style="list-style-type: none"> • Full OU | <ul style="list-style-type: none"> • CVF <ul style="list-style-type: none"> • OD: constricted inferior 180 • OS: Full to finger counting • IOP: 18mmHg/18mmHg by Goldmann |
|---|--|

90

PW-GCA

- Assessment
 - Ischemic Optic Neuropathy OD
 - Pt denied any jaw pain, headaches, shoulder or hip pain, change in weight and malaise
- Plan
 - Labs ordered: ESR, CRP, CBC w/diff
 - Medication: Prednisone 20mg 3 PO
 - Meds are not to be started before having blood drawn
 - Follow up in 1 week pending lab results

91

PW - GCA

- Lab Results:
 - ESR: 95 (High)
 - CRP: 7.09 (High)
 - Platelet: 465 (High)
- Temporal artery biopsy scheduled in 2 weeks

92

PW -GCA

- Temporal Artery Biopsy Result
 - Active arteritis with rare giant cells, consistent with temporal arteritis
 - Mild arteriosclerosis
 - Disruption and focal loss of internal elastic lamina
- Informed the patient that her PCP will monitor her labs from now on and adjust her oral prednisone dose accordingly. She is to continue on the 60mg/day dosing for right now until he instructs her otherwise
- Follow up in 1 month

93

Prednisone

- Suppresses inflammatory cascade and immune response
- Optic neuritis
 - Methylprednisolone 1g/day i.v. for 3 days
 - 60-100mg qd p.o. for 11 days
 - Only after initial IV steroid treatment per ONTT to decrease risk of recurrence
- AION: 60-100mg qd
- Scleritis/Uveitis
 - Not responding to topical treatment
 - 40-80 mg as an initial dose with taper

94

Prednisone

- Side Effects/Contraindications:
 - Increased IOP
 - Cataract formation
 - Fluid retention (moon face, buffalo hump)
 - Increase blood sugar levels in diabetics
 - Gastric ulcers
 - Not to be used if pregnant
 - Mood changes
- Advantages:
 - Widely available
 - Inexpensive

95

Oral Corticosteroid Considerations

- Accurate diagnosis is essential
- Indicated for acute inflammatory eye, orbital and eyelid conditions
- Pregnancy category C
- Dosepaks available
 - 24 mg, 30 mg, 60 mg with taper
- Best taken with meals
- Short term rarely has ocular side effects

96

Ranitidine

- Histamine-2 blockers
- Works by reducing the amount of acid your stomach produces
- 150 mg BID po
- Generally well tolerated
- HA
- FDA Recalled

97

Oral Analgesics

- Hydrocodone/acetaminophen is the most frequently prescribed oral medication in the U.S.
- Indicated for:
 - Corneal abrasions
 - Recurrent corneal erosions
 - Severe keratitis
 - Severe iritis
 - Refractive surgery

98

Aspirin

- Pain, inflammation, fever, anti-platelet
- Pregnancy Category D
- OTC 325-650mg every 4-6 hours
- Avoid aspirin 1-2 weeks prior to surgery
- Consider in patients with CRVO, retinal emboli
- Side effects
 - Hypersensitivity
 - Rhinitis
 - Bleeding disorders
 - Reye's syndrome
 - Pregnancy

99

Acetaminophen

- Analgesics and antipyretic
- Indications:
 - Pain relief associated with corneal abrasions, chemical burns, headaches associated with eye pain, scleritis
- Pregnancy Category B
- Side Effects/Contraindications:
 - Rash, Hives
 - Itching
 - Difficulty swallowing/breathing
 - Overdose may damage liver
 - Do not take with alcohol

100

Oral Narcotic Analgesics

- Centrally acting opioid receptor blockers
- Safe and effective for acute, short-term pain
- Clinically used in combination with acetaminophen
- Generally prescribed as one tablet po q4-6hours prn
- Onset 20 minutes, peak 1 hour, duration 4-6 hours

101

Hydrocodone/acetaminophen

- Dosage:
 - Vicodin contains 5mg hydrocodone with 300 mg APAP
 - Vicodin ES contains 7.5mg hydrocodone with 300 mg APAP
 - Vicoprofen contains 7.5mg hydrocodone with 200 mg ibuprofen
- Pregnancy Category C
- 1 tablet po q4-6 hours
- Indicate how many in writing
- Generics available

102

Controlled Drug Act

- **Schedule I - drugs with a high abuse risk.** These drugs have NO safe, accepted medical use in the United States. Some examples are heroin, marijuana, LSD, PCP, and crack cocaine.
- **Schedule II - drugs with a high abuse risk, but also have safe and accepted medical uses in the United States.** These drugs can cause severe psychological or physical dependence. Schedule II drugs include certain narcotic, stimulant, and depressant drugs.
- **Schedule III, IV, V - drugs with an abuse risk less than Schedule II. These drugs also have safe and accepted medical uses in the United States.** Schedule III, IV, or V drugs include those containing smaller amounts of certain narcotic and non-narcotic drugs, anti-anxiety drugs, tranquilizers, sedatives, stimulants, and non-narcotic analgesics.

Accessed from <http://www.deadiversion.usdoj.gov/schedules/index.html> on 8/20/11

103

Tramadol hydrochloride

- Moderate to severe pain
- Non-narcotic opioid receptor agonist
- Pregnancy Category C
- 50-100mg q4-6 hours
- Side effects
 - Hallucinations
 - Fever
 - Nausea and vomiting
 - Seizure
 - Skin rash
 - Shallow breathing, weak pulse

104

Side Effects of Pain Meds

- Constipation
- Nausea and vomiting
- Sedation
- Dizziness
- Itching
- Respiratory depression
- Addiction

105

Promethazine

- Used to treat allergy symptoms
- Prevents motion sickness
- Treats nausea and vomiting or pain after surgery
- Sedative or sleep aid
- 25 mg QID po

106

Angle Closure Glaucoma

- Fewer than 10% of US glaucoma cases
- Anatomically narrow angle
- Sex
 - 3 X higher in caucasian women
 - In blacks, men + women equally affected
- Incidence increases with age

107

ACG Treatment Options

- Surgical Care
 - Laser iridotomy
 - Laser goniotomy
- Medication
 - Alpha-adrenergic agonist
 - Beta-blockers
 - Miotic agents
 - Prostaglandins
 - Carbonic anhydrase inhibitors

108

Acetazolamide

- Carbonic Anhydrase Inhibitor
- Diuretic, interfering with conversion of bicarbonate and reducing aqueous formation
- Contraindicated in renal, hepatic, and respiratory disease
- Pregnancy Category C
- Decreases IOP by 40-60%
- 125 mg, 250 mg, 500 mg sequels

109

Acetazolamide

- Angle closure
 - 250mg X 2 plus topical glaucoma meds
 - Urgent LPI
- Chronic open angle glaucoma
 - Diamox sequels 500mg BID
- Pseudotumor cerebri
 - Must have labs performed prior to treatment
 - MRI
 - Spinal tap
 - Diamox Sequels 500 mg BID

110

Acetazolamide

- Side Effects/Contraindications:
 - Not for those with sulfa allergy
 - Kidney dysfunction
 - Metallic taste
 - Tingling and burning in hands/feet
 - Aplastic anemia
 - Diabetics susceptible to ketoacidosis

111

Ocular Side Effects of Systemic Medications

112

10 Most Commonly Prescribed Drugs

- 1) **Hydrocodone (combined with acetaminophen)**
- 2) Generic Zocor (simvastatin), a cholesterol-lowering statin drug
- 3) Lisinopril (brand names include Prinivil and Zestril), a blood pressure drug
- 4) Generic Synthroid (levothyroxine sodium), synthetic thyroid hormone
- 5) Generic Norvasc (amlodipine besylate), an angina/blood pressure drug
- 6) Generic Prilosec (omeprazole), an antacid drug
- 7) **Azithromycin (brand names include Z-Pak and Zithromax), an antibiotic**
- 8) **Amoxicillin (various brand names), an antibiotic**
- 9) Generic Glucophage (metformin), a diabetes drug
- 10) Hydrochlorothiazide (various brand names), a water pill used to lower blood pressure

<http://www.webmd.com/news/20110420/the-10-most-prescribed-drugs>

113

Drug	Use	Ocular Effect
Alendronate	Osteoporosis	Episcleritis/scleritis/uveitis
Amiodorone	Ventricular arrhythmia	Optic Neuropathy
Antihistamines	Allergies	Decreased tear secretion
Chloroquine	Arthritis / Lupus	Bull's Eye Maculopathy
Contraceptives	You know	Decrease lacrimation
Corticosteroids	Anti-inflammatory	Increased IOP / PSC
Coumadin	Anticoagulant	Retinal Heme / SCH
Digoxin	Congestive Heart Failure	Yellow vision
Isotretinoin	Recalcitrant acne	Dry eye / MGD
Gold Salts	Arthritis	Deposits on K / Lens
Sildenafil citrate	ED	NAION
Tamoxifen	Anti-cancer	Crystalline retinopathy
Tamsulosin	BPH	IFIS
Tetracycline	Antibacterial	Pseudotumor
Thioridazine	Anti-psychotic	Pigmentary retinopathy
Thorazine	Anti-psychotic	Stellate ASC
Topiramate	Migraines	Acute myopia / ACG

114

Sudden Decrease in VA

- 24 YOWF, decrease VA 5 minutes ago, OD temp VF
- Bitten by a spider 3 days prior
- Ohx: LASIK 3 months prior
- Mhx: Unremarkable
- Shx: PT smoker
- VA ODsc: 20/25 OSsc: 20/20
- (-) APD
- GAT: 7/10

115

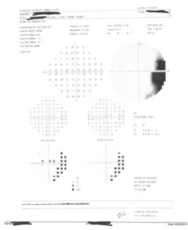
Baseline VF 06/01/11




116

OD Visual Field

06/03/11 OD



06/08/11 OD



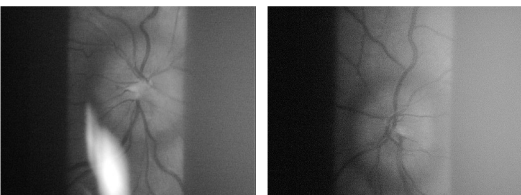
117

Oral Contraceptives

- You know what it's for
- Ocular Side Effects
 - Optic neuritis
 - Pseudotumor
 - Dry eye
- Increase risk with smoking
 - Heart attack
 - Blood clots
 - Stroke
 - HTN
 - Migraines

118

Pseudotumor Cerebri



119

What Medications Exacerbate Dry Eyes?

- Anti-hypertensive agents
- Antihistamine / Decongestants
- Hormonal Replacement Therapy
- Antidepressants
- Pain Relievers
- GI medications
- Chemotherapy
- Antipsychotics

120

Hydroxychloroquine sulfate

- Indicated for the treatment of discoid and systemic lupus erythematosus, rheumatoid arthritis, and malaria
- Dosage: 200mg to 400mg per day
- Primary risk factors
 - Duration > 5 years
 - Cumulative dose >1000g
 - Age
 - Systemic – High BMI, liver, kidney dysfunction
 - Ocular – retina or macular changes

121



American Academy of Ophthalmology Statement

Recommendations on Screening for Chloroquine and Hydroxychloroquine Retinopathy (2016 Revision)

Michael F. Marmor, MD,¹ Ulrick Kellner, MD,² Timothy Y.Y. Lai, MD, FRCOphth,³ Ronald B. Miller, MD,⁴ William F. Mieler, MD,⁵ for the American Academy of Ophthalmology

Background: The American Academy of Ophthalmology recommendations on screening for chloroquine (CQ) and hydroxychloroquine (HCQ) retinopathy are revised in light of new information about the prevalence of toxicity, risk factors, fundus distribution, and effectiveness of screening tools.

Pattern of Retinopathy: Although the locus of toxic damage is parafoveal in many eyes, Asian patients often show an extramacular pattern of damage.

Dose: We recommend a maximum daily HCQ use of ≤ 5.0 mg/kg real weight, which correlates better with risk than ideal weight. There are no similar demographic data for CQ, but dose comparisons in older literature suggest using ≤ 2.3 mg/kg real weight.

Risk of Toxicity: The risk of toxicity is dependent on daily dose and duration of use. At recommended doses, the risk of toxicity up to 5 years is under 1% and up to 10 years is under 2%, but it rises to almost 20% after 20 years. However, even after 20 years, a patient without toxicity has only a 4% risk of converting in the subsequent year.

Major Risk Factors: High dose and long duration of use are the most significant risks. Other major factors are concomitant renal disease, or use of tamoxifen.

Screening Schedule: A baseline fundus examination should be performed to rule out preexisting maculopathy. Begin annual screening after 5 years for patients on acceptable doses and without major risk factors.

Screening Tests: The primary screening tests are automated visual fields plus spectral-domain optical coherence tomography (SD OCT). These should look beyond the central macula in Asian patients. The multifocal electroretinogram (mfERG) can provide objective corroboration for visual fields, and fundus autofluorescence (FAF) can show damage topographically. Modern screening should detect retinopathy before it is visible in the fundus.

Toxicity: Retinopathy is not reversible, and there is no present therapy. Recognition at an early stage (before any RPE loss) is important to prevent central visual loss. However, questionable test results should be repeated or validated with additional procedures to avoid unnecessary cessation of valuable medication.

Counseling: Patients (and prescribing physicians) should be informed about risk of toxicity, proper dose levels, and the importance of regular annual screening. Ophthalmology 2016;11-9 © 2016 by the American Academy of Ophthalmology.

122

Fingolimod

- FDA-approved oral disease-modifying therapy for the treatment of multiple sclerosis (MS). It acts by modulating the sphingosine-1-phosphate (S1P) receptor, preventing the release of lymphocytes into the systemic circulation and therefore reducing autoimmune demyelination in the central nervous system¹⁴. Macular edema (ME) has been reported as a significant ocular adverse event associated with the use of fingolimod for the treatment of MS and is termed fingolimod-associated macular edema (FAME).

123

Fluoxetine

- Antidepressant
- Ocular side effects
 - Dry eye
 - Blurred VA
 - Mydriasis
 - Photophobia
 - Diplopia
 - Conjunctivitis
 - Ptosis

124

Phenothiazines

- Indicated for depression and anxiety
- Ocular side effects
 - Night blindness
 - Anterior subcapsular cataracts
 - Salt and pepper fundus

125

Levothyroxine

- Indicated for hypothyroidism
- Ocular side effects
 - Diplopia
 - Ptosis
 - EOM paralysis
- Graves Diseases
 - 5X W>M
- NOSPECS

126

Ethambutol

- Indicated for tuberculosis
- Used in combination:
 - Rifampin
 - Isoniazid
 - Pyrizinamide
- Ocular side effects
 - Optic neuropathy
 - SE dose dependent

127

Sildenafil citrate

- Selective inhibitor of phosphodiesterase type 5
- Impairment of color discrimination (B/G)
- Non-arteritic ischemic optic neuropathy

128

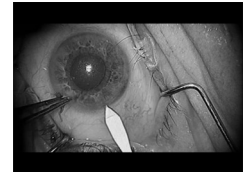
Can Anything be Done?

- Hayreh SS, Zimmerman MB. Non-arteritic anterior ischemic optic neuropathy: Role of systemic corticosteroid therapy. Graefes Archives of Clinical Exp Ophthalmology 2008; 246:1029-1046.
- Initial VA 20/70 or worse, treated within 2 weeks of onset of symptoms
 - Visual outcome at 6 mo
 - Treated eyes 70% improved
 - Untreated eyes 41%.
 - Visual Fields
 - Treated – 40.1% improvement
 - Untreated – 24.5% improvement

129

Tamsulosin

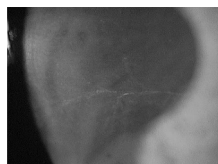
- Indication for the treatment of benign prostatic hyperplasia
- Alpha-1 blocker
- Intraoperative floppy iris syndrome
- Importance to communicate prior to cataract surgery



130

Amiodorone

- Indicated for the treatment of life-threatening recurrent ventricular arrhythmia
- Side Effects
 - Halos
 - Photosensitivity
 - Optic neuropathy
 - Optic neuritis
 - Disc swelling



131

Differentials for Vortex Keratopathy

- Drug induced
 - Amiodorone
 - Chloroquine
 - Tamoxifen
 - Ibuprofen
 - Indomethacin
- Stem cell deficiency
- Fabry's disease

132

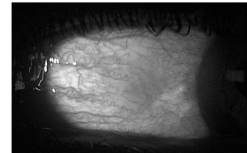
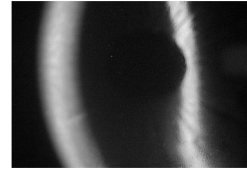
Fabry Disease

- X-linked disorder due to a deficiency of alpha-galactosidase resulting in the buildup of globotriaosylceramide
- Signs and symptoms include:
 - Severe pain in the extremities
 - Exercise intolerance
 - Renal involvement
 - Skin lesions – angiokeratoma corporis discusum consists of clusters of superficial cutaneous dark-red angiokeratomas
 - Tortuosity of conjunctival and retinal vessels

133

Alendronate

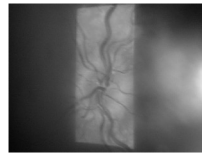
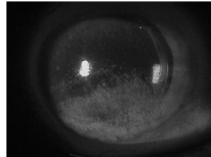
- Osteoporosis in post-menopausal women, Paget's disease
- Inhibitor of osteoclastic-mediated bone resorption
- Side Effects
 - Episcleritis
 - Scleritis
 - Uveitis



134

Isotretinoin

- Used in the treatment of recalcitrant nodular acne
- Dry eyes
- Keratitis
- Conjunctivitis
- Decreased night VA
- Cataracts
- Optic Neuritis
- Pseudotumor cerebri



135

Topiramate

- Indicated for the prophylaxis of migraine headaches
- Choroidal effusions
- Acute myopia
- Acute angle closure
- Treatment cessation of drug, cycloplegics, and topical hypotensives

136

Phentermine and Topiramate

- FDA approved for weight loss in overweight adults who are also diagnosed with hypertension, type 2 diabetes mellitus, or hyperlipidemia
- Ocular Side Effects
 - Acute myopia
 - Bilateral Angle closure glaucoma
 - Choroidal effusion

137

Tamoxifen

- Anti-estrogen used as adjunctive therapy for the treatment or prophylactics of breast cancer
- Maculopathy with crystalline deposits and macula edema

138

Home Remedies, Herbal Supplements and Whatever MOM Told Me to Take

139

Herbal Medicine and Nutritional Supplements

Fraunfelder FW. Ocular side effects from herbal medicines and nutritional supplements.
Am J Ophthalmol. 2004 Oct;138(4):639-47.

140

My Top 10 Oral Meds

- Preseptal Cellulitis – Keflex 500mg BID
- MGD – Azithromycin as directed
- HSV/HZO – Valacyclovir 500/1000mg TID
- Allergies – Singulair 50mg QD
- DED – Hydroeye
- Pain – Ibuprofen 400mg TID
- Pain - Vicodin 5mg hydrocodone/ 300 mg APAP q4-6hrs
- Glaucoma – Diamox 500mg BID
- AMD – Macula Protect Complete / AREDS 2
- Inflammation – Prednisone / Dosage varies

141

Conclusions

- Many prescription options available to treat a variety of ocular condition
- Consider patient age, history, drug interactions, compliance, cost
- Important to treat and monitor
- Practice to the fullest extent of our education!

142

THANK YOU

wwhitley@cvphealth.com

143